

# REPLACEMENT PARTS GUIDE

## Z515E ZTrak™ Mower

### ENGINE



#### SPARK PLUG

[MIU11020](#)

Every 100 Hrs/Annually.



#### OIL FILTER

[AM125424](#)

Every 50 Hrs/Annually.



#### ENGINE OIL

[TY22029](#) (Turf-Gard 10W-30) (1.9 L (2 qt))

Every 50 Hrs/ Annually.



#### PRIMARY AIR FILTER

[MIU11515](#) (CATRIDGE)

[MIU11517](#) (PRE CLEANER)

Every 100 Hrs/Annually.



#### JOHN DEERE MULTI-PURPOSE HD LITHIUM COMPLEX GREASE

[TY24416](#)



#### GREASE GUN

[TY26518](#)

Change As Required.



#### FUEL FILTER

[AM116304](#) (IN LINE)

Every 100 Hrs/Annually.



#### HOME MAINTENANCE KIT

[LG268](#) (FOR CANADA AND USA)

[AUC17076](#) (NOT FOR CANADA AND USA)



#### TRACTION BELT

[M172116](#) (LGTH = 1945 mm, TK = 8 mm, WIDTH = 12.8 mm)



### ELECTRICAL



#### KEY

[AUC12681](#)



#### LAMP

[AUC18501](#)



#### IGNITION SWITCH

[AUC14659](#)



#### BATTERY

[TY25221B](#) (12 V) (FOR CANADA AND USA)

[MCYP340PE](#) (12 V) (NOT FOR CANADA AND USA)

### FUEL & AIR



#### FILLER CAP

[AM146138](#)



#### MUFFLER

[GY22304](#)

# REPLACEMENT PARTS GUIDE

## Z515E With 48 inch Accel Deep™ Deck

### MOWER BLADE


[UC22009](#)

### V BELT

[GX25998](#) (LGTH =3870 mm, TK =11.1 mm,  
WIDTH = 17.1 mm) (TRACTION  
DRIVE)

### MOWER DECK LEVELLING

[AM130907](#)



### GAGE WHEELS

[GX10168](#)

### MULCH BLADE

[UC25185](#)

# REPLACEMENT PARTS GUIDE

## Z515E With 54 inch Accel Deep™ Deck

### MOWER BLADE


[M152726](#)

### V BELT

[GX25998](#) (LGTH =3870 mm, TK =11.1 mm,  
WIDTH = 17.1 mm)

### MOWER DECK LEVELLING

[AM130907](#)



### GAGE WHEELS

[GX10168](#)

### MULCH BLADE

[UC25185](#)

# REPLACEMENT PARTS GUIDE


## Z515E With 60 inch Accel Deep™ Deck

### MOWER BLADE

[UC20448](#)

### V BELT

[M172963](#) (LGTH =4311 mm, TK =11.1 mm,  
WIDTH = 17.1 mm)



### GAGE WHEELS

[GX10168](#)

### MOWER DECK LEVELLING

[AM130907](#)