

REPLACEMENT PARTS GUIDE

824K 4WD Loader (PIN: 1DW824K__ _E645193—)



HYDRAULIC RESERVOIR BREATHER FILTER - [AM39653](#)

Interval (hrs) - 500.



HYDRAULIC SYSTEM RETURN FILTERS [AT335977](#)

Interval (hrs) - 4000.



CAB FRESH AIR FILTER [AT191102](#)

Interval (hrs) - As Required.



CAB RECIRCULATION FILTER [AT307501](#)

Interval (hrs) - As Required.



AXLE OIL FILTERS [AT333901](#)

Interval (hrs) - 1000.



BOOM TO ATTACHMENT JOINT [AT341092](#)

Interval (hrs) - As Required.



ATTACHMENT TO BUCKET LINK JOINT BUCKET LINK TO BELLCRANK JOINT [AT330664](#)

Interval (hrs) - As Required.



ATTACHMENT TO BUCKET LINK JOINT, BUCKET LINK TO BELLCRANK JOINT [AT410593](#)

Interval (hrs) - As Required.




BELLCRANK TO BOOM JOINT [AT410592](#)

Interval (hrs) - As Required.



STEERING CYLINDER JOINT [T276674](#)

Interval (hrs) - As Required.



ENGINE OIL FILTER [RE530107](#)

Interval (hrs) - 500.



ENGINE AIR CLEANER COMPONENTS PRIMARY - [AT311066](#)

Interval (hrs) - 1000.



ENGINE AIR CLEANER COMPONENTS SECONDARY - [AT311067](#)

Interval (hrs) - 1000.



ENGINE ROCKER ARM COVER GASKET FRONT (TOP AND BOTTOM) - [R531581](#) REAR - [R531582](#)

Interval (hrs) - 2000.



PRIMARY FUEL FILTER [RE539465](#)

Interval (hrs) - 500.



FINAL FUEL FILTER [RE533910](#)

Interval (hrs) - 500.



DIESEL PARTICULATE FILTER [RE541836](#)

Interval (hrs) - 500.



FUEL TANK BREATHER FILTER [H216169](#)

Interval (hrs) - 1000.



IN-LINE FUEL STRAINER [AT223493](#)

Interval (hrs) - 500.



FAST FILL FUEL BREATHER FILTER—IF EQUIPPED - [T225008](#)

Interval (hrs) - 500.



TRANSMISSION OIL FILTERS [AT336140](#)

Interval (hrs) - 2000.










CLICK PART NUMBER TO BUY

*See operator's manual for additional details.

PARTS AND CAPACITIES INFORMATION

824K 4WD Loader (PIN: 1DW824K__ _E645193—)

Part Description	Part Number	Qty or capacity	Change Interval In Hours
John Deere Plus-50™ II Engine Oil ⁵ 	TY26674	37.9 L (10.0 gal)	500
John Deere Hy-Gard™ Oil			
Transmission ⁵ 	TY6354	28.0 L(7.4 gal)	2000
Park Brake ⁵ 	TY6354	0.71 L(24.0 oz)	1000
Front and Rear Axle ⁵ 	TY6354	46.0 L(12.2 gal)	2000
John Deere Hydrau™ Hydraulic Oil ⁵ 	TY27367	159.0 L (42.9 gal)	4000
Cool-Gard™ II Pre-Mix 	TY26575	47.4 L (12.5 gal)	6000
Coolant Extender 	TY26603	As Required	As Required
Fluid Analysis Kits⁶			
Diesel Engine Oil	AT346594	1	250
Transmission Oil	AT346594	1	500
Axle Oil	AT346594	2	500
Hydraulic Oil	AT346594	1	500
Diesel Fuel	AT180344	1	500
Engine Coolant	TY26873	1	500
COOL-GARD™ II Test Strips	TY26605	1	As Required
<p>⁵See operator's manual for recommended oil type and oil viscosities based on operating temperatures.</p> <p>⁶Based on fluid analysis results, intervals may need to be adjusted for operating conditions. See an authorized John Deere dealer.</p>			

824K 4WD Loader (PIN: 1DW824K__E645193—)

As Required	
• Service exhaust filter	• Add coolant extender as indicated by COOL-GARD™ II test strips
• Inspect tires and check pressure	• Replace fast fill fuel breather filter—if equipped ¹
• Clean cooler cores	• Check windshield washer fluid level
• Check wheel bolt/nut torque	• Drain water from primary fuel filter and water separator
• Inspect engine air cleaner elements	• Check and clean or replace cab fresh air filter
• Inspect air conditioner compressor and alternator belt	• Check and clean or replace cab recirculating air filter
• Check rear camera and radar object detection (ROD) system—if equipped	
Every 10 Hours or Daily	
• Check coolant level at surge tank	• Check transmission oil level
• Check engine oil level	• Inspect outer pin seals
• Check hydraulic system oil level	
Every 100 Hours	
• Lubricate loader linkage and cylinder pivots—unless NeverGrease™ equipped	
Initial Service—250 Hours ²	
• Drain and refill front and rear axle oil	• Replace axle oil filters
Every 250 Hours	
• Take engine oil sample	
Every 500 Hours	
• Check battery water level and tighten terminals	• Take transmission oil sample
• Check front and rear axle oil level	• Take hydraulic oil sample
• Check air intake hoses and charge air cooler tube couplings	• Take axle oil sample
• Check park brake oil level	• Take diesel fuel sample
• Check ride control accumulator	• Take engine coolant sample
• Replace in-line fuel strainer	• Replace hydraulic reservoir breather filter
• Replace primary fuel filter and water separator	• Replace fast fill fuel breather filter—if equipped ¹
• Replace final fuel filter	• Drain and refill engine oil and replace filter
• Lubricate front and rear shaft seals on park brake	• Lubricate driveline upper and lower sliding joints and lower U-joints
Every 1000 Hours	
• Replace engine air cleaner elements	• Replace axle oil filters
• Check coolant	• Clean hydraulic fan drive case drain in-line screen
• Drain and refill park brake oil	• Lubricate frame hinge pivots
• Replace fuel tank breather filter	
Every 2000 Hours	
• Clean front and rear axle oil recirculation screens	• Rerun transmission clutch calibration
• Drain and refill front and rear axle oil ³	• Check and adjust electronic injector preload
• Drain and refill transmission oil and replace filters ⁴	• Replace outer pin seals
• Check and adjust engine valve lash	
Every 4000 Hours	
• Clean hydraulic pump case drain in-line screens	• Replace hydraulic system return filters
• Clean hydraulic system fill strainer	• Drain, flush, and refill hydraulic system oil
Every 5000 Hours	
• Check driveline damper for cracks	
Every 6000 Hours	
• Drain and refill cooling system	