



















REPLACEMENT PARTS GUIDE

953M Tracked Feller Buncher (PIN: 1T0953MX___408746—)











	ENGINE ROCKER ARM COVER GASKET R526607 Interval (hrs) - 2000.
	DIESEL EXHAUST FLUID (DEF) DOSING UNIT FILTER DZ114640 Interval (hrs) - 2000.
	ENGINE OIL FILTER ELEMENT DZ101884 Interval (hrs) - 500.
	HYDRAULIC OIL BREATHER FILTER F122930 Interval (hrs) - 2000.
	DIESEL EXHAUST FLUID (DEF) IN-LINE FILTER DZ118548 Interval (hrs) - 6000.
	HYDRAULIC OIL RETURN FILTER F061786 Interval (hrs) - 2000.
	CAB RECIRCULATION FILTER AT307501 Interval (hrs) - As Required.
	CAB FRESH AIR FILTER AT191102 Interval (hrs) - As Required.
	FUEL PREFILTER ELEMENT (IF EQUIPPED) AN278127 Interval (hrs) - 500.



	DIESEL EXHAUST FLUID (DEF) TANK BREATHER H216169 Interval (hrs) - 2000.
	FINAL FUEL FILTER ELEMENT RE533910 Interval (hrs) - 500.
	FUEL TANK BREATHER H216169 Interval (hrs) - 4000.
	FUEL CAP BREATHER ELEMENT T231314 Interval (hrs) - 2000.
	DIESEL PARTICULATE FILTER (DPF) (COMPONENT OF EXHAUST FILTER) DZ100484 Interval (hrs) - As Required.
	SECONDARY ENGINE AIR FILTER ELEMENT RE63932 Interval (hrs) - As Required.
	PRIMARY ENGINE AIR FILTER ELEMENT AH148880 Interval (hrs) - As Required.
	AUXILIARY FUEL FILTER ELEMENT (IF EQUIPPED) AT387534 Interval (hrs) - 500.
	PRIMARY FUEL FILTER ELEMENT RE539465 Interval (hrs) - 500.

OILS AND CAPACITIES INFORMATION

953M Tracked Feller Buncher (PIN: 1T0953MX___408746—)

Part Description	Part Number	Qty or capacity	Change Interval In Hours
Idler Oil ⁴ 	TY26372	As Required	100
John Deere Plus-50™ II Engine Oil ⁴ 	TY26669	31.0 L (8.2 gal)	500
U7 Track Drive Planetary Oil ⁴ (each) 	TY26372	9.0 L (2.4 gal)	1000
U7L Track Drive Planetary Oil ⁴ (each) 	TY26372	10.0 L (2.6 gal)	1000
API GL-5 Swing Drive Gear Case Oil ⁴ (each) 	TY26372	4.5 L (1.2 gal)	1000
John Deere Hydrau™ XR Hydraulic Enclosure Door Pump Oil ⁴ 	TY27318	4.1 L (1.1 gal)	2000
John Deere Hydrau™ Hydraulic Oil ⁴ 	TY27367	193.0 L (51.0 gal)	2000
John Deere Cool-Gard™ II Pre-Mix 	TY26575	48.9 L (12.9 gal)	6000
Fluid Analysis Test Kits ⁵			
Engine Oil	AT346594	1	250
Hydraulic Oil	AT346594	1	500
Diesel Fuel	TY27329	1	500
Track Drive Planetary Oil	AT346594	2	500
Swing Drive Gear Case Oil	AT346594	2	500
Enclosure Door Pump Oil	AT180344	1	500
Engine Coolant	TY27787	1	500
⁴ See operator's manual for recommended oil type and oil viscosities based on operating temperatures.			
⁵ Based on fluid analysis results, intervals may need to be adjusted for operating conditions. See an authorized John Deere dealer.			

Plus-50 is a trademark of Deere & Company
Hydrau is a trademark of Deere & Company
Cool-Gard is a trademark of Deere & Company



CLICK PART NUMBER TO BUY

*See operator's manual for additional details.

Service Intervals

As Required	
<input type="checkbox"/> Service exhaust filter	<input type="checkbox"/> Replace cab fresh air and cab recirculation filters
<input type="checkbox"/> Inspect serpentine belt	<input type="checkbox"/> Lubricate toolbox door hinges (if equipped)
<input type="checkbox"/> Check and clean cooling system and condenser fins	<input type="checkbox"/> Lubricate door hinges
<input type="checkbox"/> Replace engine air filter elements	<input type="checkbox"/> Clean and tighten battery terminals
Every 10 Hours or Daily	
<input type="checkbox"/> Lubricate leveler pivot joints and cylinders (if equipped)	<input type="checkbox"/> Lubricate crank and link (903M, 953M, and 959M only)
<input type="checkbox"/> Check fire suppression system (if equipped)	<input type="checkbox"/> Lubricate swing drive pinion and bearing
<input type="checkbox"/> Check swing drive gear case oil level	<input type="checkbox"/> Check and drain primary fuel filter and water separator
<input type="checkbox"/> Check hydraulic oil level	<input type="checkbox"/> Check and drain auxiliary fuel filter and water separator (if equipped)
<input type="checkbox"/> Check engine oil level	<input type="checkbox"/> Inspect fire extinguisher
<input type="checkbox"/> Check engine coolant level	<input type="checkbox"/> Inspect chain shot guard (953MH and 959MH only)
<input type="checkbox"/> Lubricate boom joints and cylinder ends	<input type="checkbox"/> Check and adjust track sag
Initial Service—100 Hours	
<input type="checkbox"/> Check track shoe cap screw torque	
Every 100 Hours	
<input type="checkbox"/> Lubricate swing drive gear case bearing	<input type="checkbox"/> Check idler oil level
Initial Service—250 Hours	
<input type="checkbox"/> Drain and refill swing drive gear case oil	<input type="checkbox"/> Check lower roller mounting cap screw torque
<input type="checkbox"/> Drain and refill track drive planetary oil	
Every 250 Hours	
<input type="checkbox"/> Check track drive planetary oil level	<input type="checkbox"/> Check skylight latch tension
<input type="checkbox"/> Check rear window alternative exit latches and retainer knobs	<input type="checkbox"/> Take engine oil sample
<input type="checkbox"/> Check track shoe cap screw torque	
Every 500 Hours	
<input type="checkbox"/> Replace fuel prefilter (if equipped)	<input type="checkbox"/> Check enclosure door pump oil level
<input type="checkbox"/> Replace primary fuel filter and water separator	<input type="checkbox"/> Drain water and sediment from fuel tank
<input type="checkbox"/> Replace final fuel filter	<input type="checkbox"/> Take engine coolant sample
<input type="checkbox"/> Replace auxiliary fuel filter and water separator (if equipped)	<input type="checkbox"/> Take diesel fuel sample
<input type="checkbox"/> Drain and refill engine oil and replace filter	<input type="checkbox"/> Take hydraulic oil sample
<input type="checkbox"/> Check battery terminals and electrolyte level (if applicable)	<input type="checkbox"/> Take track drive planetary oil sample
<input type="checkbox"/> Check air intake hoses	<input type="checkbox"/> Take swing drive gear case oil sample
<input type="checkbox"/> Take enclosure door pump oil sample	
Every 1000 Hours	
<input type="checkbox"/> Drain and refill swing drive gear case oil	<input type="checkbox"/> Drain and refill track drive planetary oil
<input type="checkbox"/> Check coolant condition	

Service Intervals

Every 2000 Hours	
<input type="checkbox"/> Replace hydraulic oil breather filter	<input type="checkbox"/> Check open crankcase vent (OCV)
<input type="checkbox"/> Drain and refill hydraulic oil	<input type="checkbox"/> Drain and refill enclosure door pump oil
<input type="checkbox"/> Replace hydraulic oil return filters	<input type="checkbox"/> Replace fuel cap breather element
<input type="checkbox"/> Check and adjust engine valve lash	<input type="checkbox"/> Replace fuel tank breather
<input type="checkbox"/> Replace diesel exhaust fluid (DEF) dosing unit filter	
Every 4000 Hours	
<input type="checkbox"/> Replace diesel exhaust fluid (DEF) tank breather filter	
Every 6000 Hours	
<input type="checkbox"/> Drain and refill engine coolant	<input type="checkbox"/> Replace diesel exhaust fluid (DEF) in-line filter