

REPLACEMENT PARTS GUIDE

853MH Harvester (PIN: 1T0853MH_ _ _270423—408746)



PRIMARY ENGINE AIR FILTER ELEMENT

[AH148880](#)

Interval (hrs) - As Required.



SECONDARY ENGINE AIR FILTER ELEMENT

[RE63932](#)

Interval (hrs) - As Required.



FUEL CAP BREATHER ELEMENT

[T231314](#)

Interval (hrs) - 2000.



HYDRAULIC OIL RETURN FILTER

[F061786](#)

Interval (hrs) - 2000.



ENGINE ROCKER ARM COVER GASKET

[R527884](#)

Interval (hrs) - 2000.



ENGINE OIL FILTER ELEMENT

[DZ118283](#)

Interval (hrs) - 500.



HYDROSTATIC CHARGE OIL FILTER (IF EQUIPPED)

[AT490236](#)


Interval (hrs) - 2000.



HYDROSTATIC PUMP CASE OIL FILTER (IF EQUIPPED)

[AT318160](#)

Interval (hrs) - 2000.



CAB FRESH AIR FILTER

[AT191102](#)

Interval (hrs) - 1000.



CAB RECIRCULATION FILTER

[AT307501](#)

Interval (hrs) - 1000.



HYDROSTATIC CHARGE OIL FILTER ELEMENT (IF EQUIPPED) (S.N. —328129)

[AT412116](#)

Interval (hrs) - 2000.



HYDROSTATIC CHARGE OIL FILTER ELEMENT (IFEQUIPPED) (S.N. 328130—)

[AT490237](#)

Interval (hrs) - 2000.



HYDRAULIC OIL BREATHER FILTER

[F122930](#)

Interval (hrs) - 2000.



PRIMARY AND FINAL FUEL FILTER ELEMENT (KIT)

[RE525523](#)

Interval (hrs) - 500.



FUEL PREFILTER ELEMENT (IF EQUIPPED)

[R502778](#)

Interval (hrs) - 500.



AUXILIARY FUEL FILTER ELEMENT (IF EQUIPPED)










[AT365869](#)

Interval (hrs) - 500.



OILS AND CAPACITIES INFORMATION

853MH Harvester (PIN: 1T0853MH__270423—408746)

Part Description	Part Number	Qty or capacity	Change Interval In Hours
John Deere Plus-50™ II Engine Oil ³ 	TY26669	31.0 L (8.2 gal)	500
U6 Track Drive Planetary Oil ³ (each) 	TY26372	8.0 L (2.1 gal)	1000
U7 Track Drive Planetary Oil ³ (each) 	TY26372	9.0 L (2.4 gal)	1000
U7L Track Drive Planetary Oil ³ (each) 	TY26372	10 L (2.6 gal)	1000
API GL-5 Swing Drive Gear Case Oil ³ (each) 	TY26372	4.5 L (1.2 gal)	1000
John Deere Hy-Gard™ Pump Drive Gear Case Oil ³ (if equipped) 	TY6354	6.6 L (1.7 gal)	1000
John Deere Hydrau™ XR Hydraulic Enclosure Door Pump Oil ³ 	TY27318	4.1 L (1.1 gal)	2000
John Deere Hydrau™ Hydraulic Oil ³ 	TY27367	152.0 L (40.0 gal)	2000
John Deere Cool-Gard™ II Pre-Mix 	TY26575	41.9 L (11.1 gal)	6000

OILS AND CAPACITIES INFORMATION

853MH Harvester (PIN: 1T0853MH__270423—408746)

Fluid Analysis Test Kits ⁴			
Part Description	Part Number	Qty or capacity	Change Interval In Hours
Engine Oil	AT346594	1	250
Hydraulic Oil	AT346594	1	500
Diesel Fuel	AT346594	2	500
Pump Drive Gear Case Oil (if equipped)	AT346594	2	500
Track Drive Planetary Oil	AT346594	1	500
Swing Drive Gear Case Oil	AT346594	1	500
Enclosure Door Pump Oil ⁵	AT346594	1	500
Engine Coolant	TY27787	1	500

³See operator's manual for recommended oil type and oil viscosities based on operating temperatures.

⁴Based on fluid analysis results, intervals may need to be adjusted for operating conditions. See an authorized John Deere dealer.

⁵Machines not equipped with high torque swing option only require one fluid analysis kit.

Plus-50 is a trademark of Deere & Company

Hydrau is a trademark of Deere & Company

Hy-Gard is a trademark of Deere & Company

Cool-Gard is a trademark of Deere & Company

Service Intervals

As Required	
<input type="checkbox"/> Inspect serpentine belt	<input type="checkbox"/> Lubricate door hinges
<input type="checkbox"/> Replace engine air filter elements	<input type="checkbox"/> Lubricate toolbox door hinges (if equipped)
<input type="checkbox"/> Check and clean cooling system and condenser fins	
Every 10 Hours or Daily	
<input type="checkbox"/> Lubricate leveler pivot joints and cylinders (if equipped)	<input type="checkbox"/> Check engine coolant level
<input type="checkbox"/> Check fire suppression system (if equipped)	<input type="checkbox"/> Inspect fire extinguisher
<input type="checkbox"/> Check swing drive gear case oil level	<input type="checkbox"/> Check and adjust track sag
<input type="checkbox"/> Check hydraulic oil level	<input type="checkbox"/> Lubricate boom joints and cylinder ends
<input type="checkbox"/> Check engine oil level	<input type="checkbox"/> Lubricate swing drive pinion and bearing
<input type="checkbox"/> Check pump drive gear case oil level (if equipped)	<input type="checkbox"/> Lubricate crank and link (803M, 853M, and 859M only)
<input type="checkbox"/> Check and drain primary fuel filter and water separator	<input type="checkbox"/> Inspect chain shot guard (803MH, 853MH, and 859MH only)
<input type="checkbox"/> Check and drain final fuel filter	<input type="checkbox"/> Check and drain auxiliary fuel filter and water separator (if equipped)
Initial Service—100 Hours	
<input type="checkbox"/> Check track shoe cap screw torque	
Every 100 Hours	
<input type="checkbox"/> Lubricate swing drive gear case bearing	
Initial Service—250 Hours	
<input type="checkbox"/> Drain and refill swing drive gear case oil	<input type="checkbox"/> Drain and refill pump drive gear case oil (if equipped)
<input type="checkbox"/> Drain and refill track drive planetary oil	<input type="checkbox"/> Check lower roller mounting cap screw torque
Every 250 Hours	
<input type="checkbox"/> Check rear window alternative exit latches and retainer knobs	<input type="checkbox"/> Check track shoe cap screw torque
<input type="checkbox"/> Check skylight latch tension	<input type="checkbox"/> Take engine oil sample
<input type="checkbox"/> Check track drive planetary oil level	
Every 500 Hours	
<input type="checkbox"/> Replace fuel prefilter (if equipped)	<input type="checkbox"/> Take diesel fuel sample
<input type="checkbox"/> Replace primary fuel filter and water separator	<input type="checkbox"/> Take hydraulic oil sample
<input type="checkbox"/> Replace final fuel filter	<input type="checkbox"/> Take engine coolant sample
<input type="checkbox"/> Replace auxiliary fuel filter and water separator (if equipped)	<input type="checkbox"/> Take pump drive gear case oil sample (if equipped)
<input type="checkbox"/> Drain and refill engine oil and replace filter	<input type="checkbox"/> Take track drive planetary oil sample
<input type="checkbox"/> Check battery electrolyte level and terminals	<input type="checkbox"/> Take swing drive gear case oil sample
<input type="checkbox"/> Check enclosure door pump oil level	<input type="checkbox"/> Take enclosure door pump oil sample
<input type="checkbox"/> Drain water and sediment from fuel tank	<input type="checkbox"/> Check air intake hoses
Every 1000 Hours	
<input type="checkbox"/> Drain and refill swing drive gear case oil	<input type="checkbox"/> Drain and refill track drive planetary oil
<input type="checkbox"/> Check coolant condition	<input type="checkbox"/> Drain and refill pump drive gear case oil (if equipped)
<input type="checkbox"/> Check cab fresh air and cab recirculation filters	

Service Intervals

Every 2000 Hours	
<input type="checkbox"/> Drain and refill hydraulic oil	<input type="checkbox"/> Replace hydrostatic pump case oil filter (if equipped)
<input type="checkbox"/> Replace hydraulic oil return filters	<input type="checkbox"/> Replace fuel cap breather element
<input type="checkbox"/> Replace hydraulic oil breather filter	<input type="checkbox"/> Check and adjust engine valve lash
<input type="checkbox"/> Replace hydrostatic charge oil filter (if equipped)	<input type="checkbox"/> Drain and refill enclosure door pump oil
Every 6000 Hours	
<input type="checkbox"/> Drain and refill engine coolant	