

# 9RX 710, 9RX 770, 9RX 830 TRACTORS

710-830 Engine Horsepower



JOHN DEERE





# POWERFUL POSSIBILITIES

**Get more done with up to 830 rated horsepower (913 max horsepower) available on new John Deere 9RX models.**

That extra power lets small grain farmers pull twice the cart load, in the hills, and do it 1 mph faster.<sup>1</sup> Row-crop farmers can now till at the optimal depth and speed, disking 100 more acres per day<sup>2</sup> without having to choose between job completion and job quality.

Extra power lets you pull wider implements, so you can do more in less time. This lets you eliminate 1,000 ripper passes per year.<sup>3</sup> The increase in hydraulic flow allows you to precisely control your implements and maintain steering authority even under max loads. Both of these help improve the overall seeding performance. The JD18 engine achieves emission compliance with no need for diesel exhaust fluid (DEF).

Run confidently at high speeds with the improved visibility, easy steering and a smooth, quiet ride in the new John Deere 9RX 710, 9RX 770, and 9RX 830 Tractors. The G5<sup>Plus</sup> display with the G5 Advanced Package, integrated StarFire™ 7500 receiver, Autonomy Ready, and other precision ag technologies make these models the smartest tractors you can buy.







### 2-7 Productivity of 9RX 710, 9RX 770, 9RX 830

Getting more done and hitting tight seeding and tillage windows is the name of the game. The added power of the high-horsepower 9RX models give you the productivity to do that.

### 8-9 Improved Operator Experience

Long days will be easier with the improved operator experience of the new 9RX models. You can run confidently at high speeds in comfort thanks to the redesigned 9RX cab.

### 10-11 Ease of Daily Maintenance

Finish daily maintenance checks sooner and get to the field earlier with these 9RX models designed with input from farmers just like you.

### 12-13 Precision Ag Technologies

Learn about all the precision ag technologies that let the high-horsepower 9RX tractors do more. The displays, receivers, applications and more make these 9RX tractors the smartest tractors in the market today.

### 14 Specifications

The high-horsepower 9RX models were designed from the ground up to provide you with the power you need and ensure you get the maximum power to the ground. See the specifications that make it all work together.

### 15 Aftermarket Offerings

See what aftermarket offerings are available for these 9RX tractors.

<sup>1</sup> Comparing a 9RX 640 with a N560F and a C850 cart filled half way vs a 9RX 830 with a N560F and a C850T cart filled all the way up both maxed out on power and ran in Auto Mode. The hills ranged from 8 degrees to 12 degrees in slope.

<sup>2</sup> Claim based on internal field test data comparing a 40' 2680H at 11.9mph on a 9RX 640 to a 45' 2680H at 13.4 mph on a 9RX 830 both at max power for 8 hours a day at 4" deep in corn stalks.

<sup>3</sup> Calculation assumes going from a 11 shank 2730 to a 13 shank 2730 over 4500 acres with 1 machine.



**MORE**

*PRODUCTIVITY*





**Hit critical seeding windows with ease.** Now you can pull twice the cart load in the hills and go 1 mile per hour (mph) faster while doing it<sup>1</sup>. The improved hydraulic flow of up to 168 gallons per minute allows you to maintain speed, traction and fan speed even in challenging working conditions. Feel confident steering under heavy hydraulic loads. Choose from single (56 GPM), dual (112 GPM), or triple (168 GPM) hydraulic pump options.

With the new 9RX models, you can pull wider tillage tools at the optimal depth and speed. The extra power lets you stay ahead of the planter in the spring or rip all the corn stalks before the ground freezes, giving you more tillage options. Now you can pull a John Deere 45-foot 2680H High Performance Disk or a 13-standard 2730 Combination Ripper, at ideal speeds and depths with more confidence. It all adds up to disking 100 more acres per day<sup>2</sup> or eliminating 1,000 ripper passes per year.<sup>3</sup>



<sup>1</sup> Comparing a 9RX 640 with a N560F and a C850 cart filled half way vs a 9RX 830 with a N560F and a C850T cart filled all the way up both at max power. The hills ranged from 8 degrees to 12 degrees in slope.

<sup>2</sup> Claim based on internal field test data comparing a 40' 2680H at 11.9mph on a 9RX 640 to a 45' 2680H at 13.4 mph on a 9RX 830 both at max power for 8 hours a day at 4" deep in corn stalks.

<sup>3</sup> Calculation assumes going from an 11-shank 2730 to a 13-shank 2730 on 40 acre square fields covering a total of 4500 acres with 1 machine.



# DESIGNED FROM THE GROUND UP

John Deere designed these powerful new tractors from the ground up to bring you the high-horsepower tractors that meet your needs. We knew what you were asking for because we worked with farmers just like you when designing these tractors.

The JD18 engine gives you a rated horsepower of up to 830 (913 max) HP and a max torque of 3,123 lbs./ft. You'll also get increased speed control in the field and responsive shifts in manual or auto mode with the new e21™ transmission built to handle the increased power of these tractors. Plus, you can eliminate 800 gallons of diesel exhaust fluid (DEF) per year since the JD18 engine meets Final Tier 4 / Stage V using technology requiring only one fluid, diesel fuel<sup>1</sup>.

The higher-horsepower 9RX Tractors feature a new structural frame that can ballast up to 84,000 lbs. Longer undercarriages and new track assemblies help put the power to the ground, all while maintaining flotation and compaction levels nearly identical to existing 9RX models.

**JD18 (18L) Engine.** The JD18 engine provides reliable power, easy serviceability and an extra power bulge when you need it. With up to 830 hp, you can pull your largest carts and drills to hit critical seeding windows or pull wider tillage tools at faster speeds and at ideal depths.

<sup>1</sup>Calculation based off DEF consumption from Nebraska Test Data of a Steiger 620 QuadTrac running at 1900 RPMs in 6th gear for 330 hours.







**Lighting packages.** Ride in comfort all day and into the night with the Select, Premium or Ultimate lighting packages. We focus on directing light at what is important for you to see in the field.

**Suspension and quiet cab.** The new cab suspension features three degrees of freedom with an isolated subframe and four shocks letting you glide over rough terrain at high speeds in the field. The cab is so quiet you'll wonder if the tractor is even running.

**Fuel tank, no DEF, Fast Fill System.** Run longer with the 515-gallon (1952-L). These models also feature an optional Fast Fill System, which allows you to fill up in less than four minutes. And you'll only need to fill one fluid because these models meet emissions standards with no need for diesel exhaust fluid (DEF).



# **BUILT** FOR **COMFORT** AND **SPEED**

**Run confidently at high speeds and glide over rough ground**, thanks to the CommandView™ 4 Plus cab. First, you'll enter the comfortable cab easier with the 65-degree stair design. The improved cab suspension gives you the best ride experience ever in a 9 Series Tractor<sup>1</sup>. The cab suspension features three degrees of freedom with an isolated subframe and four shocks. This isolates you from the tractor frame, giving you a smooth ride, even in rough terrain. Plus, you can easily steer these tractors under load with ActiveCommand Steering (ACS™).

The great visibility of the new 9RX models fills you with even more confidence to run at top speeds. Easily check your surroundings thanks to a 20% increase in right-side visibility. With 15% more floor space you can easily swivel your seat without obstructions and fit a cooler, toolbox, or other gear inside the cab.<sup>2</sup> The extra space also allows you to shift in the seat to stay comfortable running long hours. The 330-degree windshield wiper keeps the windshield clean so you can see the additional ground you're covering with ease.

<sup>1</sup>Based on internal testing

<sup>2</sup>Compared to 2025 9RX 640 cab







# GET IN THE FIELD EARLIER EACH DAY

All daily maintenance on the new 9RX models can be done from ground level, meaning you'll spend less time getting ready and get into the field earlier. The sight gauges make it quick and easy to check fluid levels. Easily add and remove ballast with forklift-ready weights.

Both the air filter and fuel fill are at ground level, and these tractors feature an optional Fast Fill System, letting you fill the tank in under four minutes. Once you're in the field, the reversible fan option keeps you running by improving engine cooling performance.

Get to the field earlier and ride in comfort with increased power and productivity in the new high-horsepower 9RX tractors. It all adds up to getting more work done.





# HERE FOR YOU

# HERE FOR YOUR MACHINE

Keeping you connected to what counts

## JOHN DEERE CONNECTED SUPPORT

Your 9RX Tractor comes standard with JDLink<sup>1</sup> hardware, and you can activate JDLink service for free from your Operations Center account. Once activated, your John Deere dealer offers the connection needed to keep you running when it's crunch time. JDLink provides the bridge to proactive and predictive alerts that identify issues before they arise and from there, the dealer can remotely assess the problem saving you time and money.

### Service ADVISOR™ Remote

Allows your dealer to remotely analyze Diagnostic Trouble Codes in near real time so technicians arrive on-site with the right parts and the right tools to quickly repair your tractor.

### Proactive Alerts

Avoid possible downtime by allowing your dealer to remotely monitor your tractor. With Expert Alerts, they can proactively alert you to a potential issue.

### Remote Display Access

Remotely and quickly assist or get assistance with in-cab display setup and adjustments for optimal tractor performance.

Learn more at [JohnDeere.com/ConnectedSupport](http://JohnDeere.com/ConnectedSupport) or [JohnDeere.ca/ConnectedSupport](http://JohnDeere.ca/ConnectedSupport).

## POWERGARD™

The PowerGard Protection Plan<sup>2</sup> offers valuable extended warranty coverage to protect your new 9RX Series Tractor from the unexpected and to ensure it's ready when you need it. PowerGard is available when purchased during the initial 12-month basic warranty<sup>3</sup>.

Learn more at [JohnDeere.com/PowerGard](http://JohnDeere.com/PowerGard) or [JohnDeere.ca/PowerGard](http://JohnDeere.ca/PowerGard).

## JOHN DEERE PROTECT

The John Deere Protect Maintenance Plus Plan includes annual expert inspections and scheduled maintenance events and helps you maintain original performance and uptime of your new John Deere 9RX Series tractor.

Learn more at [JohnDeere.com](http://JohnDeere.com) or [JohnDeere.ca](http://JohnDeere.ca).

<sup>1</sup> Activation required. JDLink hardware comes standard with the machine. You can turn on JDLink connected service in your Operations Center account for free. JDLink requires a cellular connection to transfer information from machine to a JDLink website. Consult your John Deere Dealer for coverage availability.

<sup>2</sup> The PowerGard Protection Plan does not cover attachments, maintenance or wear parts, nor other non-covered components specifically mentioned in the contract terms.

<sup>3</sup> All new John Deere 9RX Series tractors come with a standard basic warranty of 12 months. Terms, conditions, exclusions, and warranty limitations apply.

<sup>4</sup> PowerGard deductible applies to any failure under PowerGard coverage.



# SEE MORE. KNOW MORE. DO MORE.

## G5<sup>Plus</sup> CommandCenter™ Display

Bigger. Faster. Clearer.

Ready to see more? Know more? DO more? The G5<sup>Plus</sup> CommandCenter™ Display gives you a bigger picture of your 9 Series Tractor's performance and work in the field.

- 12.8-inch touchscreen – 35% larger to make on-the-go infield adjustments easier<sup>1</sup>
- 3x faster processor allows for quicker boot times<sup>1</sup>
- High resolution 1080p screen for brighter, clearer views
- 2 digital and 4 analog video camera inputs
- Essential to be ready for future autonomous and sense-and-act technology

The G5<sup>Plus</sup> CommandCenter comes with a permanent AutoTrac™ and Section Control license. And a permanent AutoTrac™ RowSense™ license is also available. And for even more automation productivity there's also an optional G5 Advanced Package that bundles our most popular precision tools. More than a display, this is your path to the future of precision ag. Experience the benefits of the larger, faster, and clearer display.

## John Deere Operations Center™

Unlock the full power of your farm data.


Imagine, managing your farm operations anytime, anywhere. You can with John Deere Operations Center™. It's a free<sup>2</sup>, online farm management system that enables 24/7 access to farm information through web, tablet, or mobile phone. Operations Center empowers you to manage your operation more efficiently, do a better job on every pass, reduce costs, and improve profitability.

With Operations Center, you can seamlessly connect data from your fields, your machines, and your operators and advisors. It puts at your fingertips all the information you need to maximize critical farm operations, from tillage, planting, and seeding to applying and harvesting.

- Setup and manage your critical farm operations
- Plan work to reduce errors and gain efficiencies
- Monitor job quality and productivity in near real time
- Analyze this season's results to improve next season's crops

<sup>1</sup> Compared with previous Generation 4 displays

<sup>2</sup> Activation required. JDLink hardware comes standard with the machine. The customer can turn on the JDLink service in their Operations Center account for free. JDLink requires a cellular connection to transfer information from machine to JDLink website. Consult your John Deere Dealer for coverage availability.







## G5 Advanced Package

More automation means more productivity and less stress. That's what you get with the G5 Advanced Package, which bundles five of our most advanced guidance and automation technologies into a single renewable license. That gives you not only a lower up-front cost, but also technology that gets better over time, as you'll get automatic access to new features as they are released. The G5 Advanced Package includes:

### AutoPath™

Save time and make your job easier in complex fields by eliminating guesswork when deciding which guidance line to use.

### AutoTrac™ Turn Automation

AutoTrac Turn Automation gives you hands-off and stress-free confidence from one pass to the next. Consistently enter each pass to reduce untilled gaps and rework. Precise implement placement keeps spacing accurate, even on side hills or around curves.

### AutoTrac™ Implement Guidance

Precise implement placement cuts out wide-narrow guess rows and keeps spacing accurate.

### Machine Sync

On-the-go, stress-free unloading in every condition. Work faster, even with inexperienced grain cart operators.

### In-Field Data Sharing

Between multiple machines and fields, share guidance lines, coverage maps, as-applied pass-to-pass data, and field totals, without wasteful radio chatter.



# Specifications for 9RX 710, 9RX 770, 9RX 830 TRACTORS

POWER	9RX 710	9RX 770	9RX 830	9RX 710 Scraper Special	9RX 770 Scraper Special
Rated PTO power (hp SAE) at rated PTO speed (1895 erpm)**	335 hp (249 kW)	335 hp (249 kW)	335 hp (249 kW)	NA	NA
Rated Engine power PS (hp ISO) at rated engine speed (ECE-R120)*	710 hp (522 kW)	770 hp (566 kW)	830 hp (610 kW)	710 hp (522 kW)	770 hp (566 kW)
Max Engine power PS (hp ISO) at max engine power speed (ECE-R120)*	781 hp (574 kW)	847 hp (623 kW)	913 hp (672 kW)	781 hp (574 kW)	847 hp (623 kW)
Seeding Hydraulic Intelligent Power Management (Option), Additional Engine Horsepower PS (hp ISO) at 1900 RPM (rated speed)		40		NA	
Torque Rise (Nominal Engine) at 1400 rpm			38%		
Power Bulge (Nominal Engine) at 1700 rpm		10%			10%
<b>ENGINE Diesel, in-line, 6-cylinder, wet-sleeve cylinder liners with 4 valves-in-head</b>					
Manufacturer	JD18X (John Deere 18L)				
Rated speed	1,900 rpm				
Aspiration	Dual turbochargers in series; Primary fixed displacement turbocharger and secondary wastegated turbocharger, air-to-air aftercooling, and cooled EGR (exhaust gas recirculation) air-to-air aftercooling and cooled exhaust gas recirculation (EGR)				
Engine Fan	Standard (Variable speed hydraulic drive) and Optional Reversible Fan (Interval based or on-demand)				
Filter, engine air	Radial pleated dual stage with exhaust aspiration				
Displacement	1098 cu in. (18L)				
Bore and stroke	5.82 in. (148 mm) x 6.85 in. (174 mm)				
Compression ratio	16.1:1				
Lubrication	Full-pressure, full-flow filtration with bypass				
Filter, engine oil	(2) Replaceable spin-on style oil filters (500hr oil change interval)				
<b>TRANSMISSIONS</b>					
e21™ 21-speed PowerShift 40 kph (25 mph); 21F, 11R with Efficiency Manager™	Standard				
<b>ELECTRICAL SYSTEM (Three or four batteries in parallel)</b>					
Alternator/Battery	330 ampere / 12 volt				
Total cold cranking amps	4625: (5) 925 CCA group 31 batteries				
Starter	(2) 12 volt 7.4 hp (5.5 kW) starter motors				
<b>AXLE FINAL DRIVES</b>					
Outboard planetary with three planetary gears	Standard				
<b>AXLES</b>					
Sprocket Diameter	47.2 in. (1200 mm)				
Drive lug engagement quantity in sprocket	7.5				
<b>TRACKS Camso® 4500 and 6500 Series Tracks</b>					
762 mm (30 in.) width Camso® Ag 3500 Tracks	Standard				NA
762 mm (30 in.) width Camso® Ag 6500 Tracks	Available				NA
914 mm (36 in.) width Camso® Ag 3500 Tracks	Available				NA
914 mm (36 in.) width Camso® Ag 6500 Tracks	Available				NA
762 mm (30 in.) width Camso® Scr 6500 Tracks	NA				Standard
<b>TRACK SPACING</b>					
Fixed 2,235 (88 in.) Spacing, only compatible with 762 mm (30 in.) Tracks	Standard				
Fixed 3,048 mm (120 in.) Spacing	Available				NA
<b>STEERING</b>					
John Deere ActiveCommand Steering (ACS™)	Standard				
<b>DIFFERENTIAL LOCK</b>					
Full-Locking electrohydraulic, front and rear axle, with AutoMode	Standard				
Auto disengagement for various selectable turn angles.	Standard				
<b>HYDRAULIC SYSTEM (type) Closed-center, pressure/flow compensated</b>					
Selective control valves	Electro-Hydraulic 4 - 6 factory or field installed Base: (4) 1/2" Couplers Optional: (5-6) 1/2" couplers factory installed Optional: (7th & 8th SCV available through field kits Optional (Seeding Hydraulic 6 SCV Stack): (3) 1/2" couplers + (3) 3/4" couplers factory or field installed installed				Electro-Hydraulic 6 Standard 3/4" couplers
Maximum pressure	2,900 psi (20,000 kPa)				
Maximum pump flow: Single Pump	56 U.S. gpm / 212 Lpm				NA
Maximum pump flow: Dual Pumps	112 U.S. gpm / 424 Lpm				NA
Maximum pump flow: Triple Pumps	168 U.S. gpm / 636 Lpm				Standard
Available flow at a single SCV - 1/2 in. coupler	35 U.S. gpm / 140 Lpm				NA
Available flow at a single SCV with high-flow - 3/4 in. coupler	44 U.S. gpm / 180 Lpm				
<b>DRAWBAR</b>					
Cat 5 Drawbar Clevis Maximum Vertical Load 8,618.3 kg (19,000 lb)	Standard				NA
Under Slung Scraper Maximum Vertical Load 14,742 kg (32,500 lb)***	NA				Standard
Legacy Scraper Maximum Vertical Load 12,020 kg (26,500 lb)	NA				Available
AG Scraper Attachment Maximum Vertical Load 8,618.3 kg (19,000 lb)	Available				NA
<b>PTO (Power Take Off), Rear, Independent</b>					
45 mm (1-3/4 in.), 20-spline, 1,000-rpm, Engine Speed RPM 1812	Available				NA
<b>Integrated Technology</b>					
Integrated AutoTrac	Standard				
Connectivity Hardware	Includes integrated cab wiring harness, antenna, JDLink Modem (MTG) and Ethernet harnesses. Ethernet harnesses may vary per configuration.				
Connectivity Subscription	Connectivity service is subject to country availability. JDLink connectivity can be enabled in John Deere Operations Center.				
ISOBUS Implement Connection	Standard (ISO 11783)				
G5™ CommandCenter™	Standard				
Extended Display	Available				
StarFire™ 7500 Integrated Receiver	Standard				
<b>BRAKES Hydraulic power, wet-disc, self adjusting</b>					
Hydraulic power, wet disc, self adjusting on front and rear axle	Standard				
Hydraulic trailer brakes	Available				
<b>CAPACITIES</b>					
Fuel Tank	1952 L (515.7 gal)				
Cooling system	117 L (30.9 gal)				
Crankcase with filter	71.5 L (18.9 gal)				
Hydraulic oil with high take out (offboard reservoir)	201.4 L (53.2 gal)				
Drivetrain (Transmission and axles)	88 inch Spacing: 201 L (53 gal) and 120 inch Spacing: 226 L (60 gal)				88 inch spacing: 201L (53 gal)
<b>MISCELLANEOUS</b>					
Cab glass area	73.81 sq ft (6.86 sq m)				
Max Ballast	76,000 lbs (34,500 kg)	84,000 lbs (38,100 kg)	84,000 lbs (38,100 kg)	76,000 lbs (34,500 kg)	76,000 lbs (34,500 kg)
Base Weight (88 in. Spacing)	74,000 lbs				
Degrees of Articulation	38°				
Degrees of Oscillation	15°				
Degrees of Undercarriage Oscillation	±10°				
Wheelbase Length	4,620 mm (181.9 in)				
Turning Radius (Rear Axle Centerline)	22.3 Ft. (6,795 mm)				
Overall Machine Height (Tip of Exhaust)	12' 5" (3784.5 mm)				
Overall Machine Length	28' 9" (8829 mm)				

Specifications and design subject to change without notice. Pre-production models shown. \*Power callout refers to average (50% MOE) net brake power measured and corrected for ambient conditions according to the EC emissions directive. Equivalents: EU 2016/1628, Stage V; 97/68/EC for non-Stage V and SAE Standards J1995. \*\* 9RX 710 - 9RX 830 rated values are stated when tractor is stationary. Values are based on factory observed data. \*\*\* At pivot pin below axle.




# ASK ABOUT OUR AFTERMARKET

# PARTS

## SELECTIVE CONTROL VALVE (SCV) UPGRADE KITS


MODIFY YOUR SCV'S HYDRAULIC CONNECTION CAPABILITY WITH THE TWO UPGRADE KITS BELOW.



### 7<sup>th</sup> and 8<sup>th</sup> SCV KIT

**BXX11475**

Adds both the 7th and 8th position SCVs with standard flow 140 LPM (37 GPM) valves and ½ inch couplers. Tractor must have an existing 6th position SCV.



### HIGH FLOW SCV UPGRADE KIT

**BXX10548**

Replaces existing 140 LPM valve and ½ inch coupler with 180 LPM valves and ¾ inch couplers for positions 1, 4, and 5. Requires existing ½ inch couplers in positions 1, 4, and 5 which will be removed.

John Deere has one of the most responsive dealer networks in the business. If you have a specific need, head to a local dealer and use their expertise to find the part that will best serve you.

Once you select a part, know that your equipment is in safe hands with the technician during installation. We offer a 12-month limited parts and labor warranty<sup>1</sup> and multiple financing options as needed.<sup>2</sup> Check out a few parts we have to offer.




### SPROCKET MUD SCRAPERS

**BXX10723**

Add mileage to your rubber track belts.

Inner drive sprocket mud scrapers remove dirt and mitigate harmful debris buildup from all 4 drive sprockets, helping to extend the life of your track system.



### AG SCRAPER DRAWBAR ADAPTER MOUNTING BRACKET

**BXX10899**

Expand your versatility for limited hour land-leveling needs. Convert your Ag drawbar to a Scraper Drawbar using this adapter mounting bracket which is compatible with a 60 mm pin sleeve.

<sup>1</sup>12 month/unlimited hour warranty on most new John Deere agriculture parts when installed by an authorized John Deere Dealer. 6 month/unlimited hour warranty for most new John Deere agricultural and turf equipment parts. See John Deere Service Parts Warranty US & Canada and participating dealers for more details.

<sup>2</sup>Financing on approved John Deere Financial credit only. Contact your Multi-Use Account merchant or dealer for complete details.



### REAR MINI MONO WEIGHT 340 KG

**TR134703**

Easily adjust ballast for any job. Add rear axle ballast with these compact rear-mini-mono weights using a fork truck or hoist. Up to 4 weight blocks can be added to 120" tread spacing applications, or up to 2 weight blocks can be added to 88" tread spacing applications. Requires modular weight bracket and hardware.



### DEBRIS SHIELD, REAR IDLER

**BXX10748**

Add extra protection for your valuable track system. This kit shields the tensioning cylinder from dirt and debris. Easy bolt-on kit installed in under 30 minutes with basic tools.







## *Supported by one of the most responsive dealer networks in the business*

Nobody cares more about keeping your equipment in solid working order than your John Deere dealer. With a complete inventory of Genuine John Deere parts, highly trained service technicians, and a thorough understanding of your business, your John Deere dealer knows how to keep you and your equipment up and running.

A strong name in equipment, and a strong dealership network: get it all with John Deere.

*This literature has been compiled for worldwide circulation. While general information, pictures and descriptions are provided, some illustrations and text may include finance, credit, insurance, product options and accessories NOT AVAILABLE in all regions. PLEASE CONTACT YOUR LOCAL DEALER FOR DETAILS. John Deere reserves the right to change specification and design of all products described in this literature without notice. Copyright 2024 Deere & Company.*

