

# REPLACEMENT PARTS GUIDE

## X354 Lawn and Garden Tractor

### ENGINE



**OIL FILTER**  
[AM125424](#)

Change Every 100/200 Hrs.



**ENGINE OIL**  
[TY22029](#) (TURF-GARD™ 10W30)  
(WITH OIL FILTER 2.1 L (2.2 qt))

Change Every 100/200 Hrs.



**SPARK PLUG**  
[M805853](#)

Change Every 100/200 Hrs.



**AIR FILTER**  
[MIU12554](#) (PRIMARY)  
[MIU12555](#) (SECONDARY)

Change Every 100/200 Hrs.



**FUEL FILTER IN LINE**  
[AM116304](#)

Change Every 100/200 Hrs.



**JOHN DEERE MULTI-PURPOSE HD LITHIUM COMPLEX GREASE**  
[TY24416](#)

**GREASE GUN**  
[TY26518](#)

Change As Required.



**HOME MAINTENANCE KIT**  
[LG265](#) (FOR CANADA AND USA)  
[AUC17070](#) (NOT FOR CANADA AND USA)

### TRANSMISSION



**TRACTION DRIVE BELT**  
[UC35484](#) (LGTH = 2334 mm,  
WIDTH = 12.7 mm, TK = 7.874 mm)



### ELECTRICAL



**KEY**  
[GY20680](#)



**PLUNGER SWITCH**  
[AUC12129](#)



**REVERSE IMPLEMENT PUSH SWITCH**  
[AUC12828](#)



**ROTARY SWITCH**  
[AM133597](#)



**HEADLIGHT**  
[AD2062R](#) (27 W)



**CONTROL LEVER THROTTLE CABLE**  
[AM140333](#)



**BATTERY**  
[TY25221B](#) (12 V) (FOR CANADA AND USA)  
[MCYP340PF](#) (12 V) (NOT FOR CANADA AND USA)

### FUEL & AIR



**FILLER CAP**  
[AM141406](#)



**MUFFLER**  
[AM140291](#) (S/N:(-110000))  
[AM141137](#) (S/N:(110001-))

# REPLACEMENT PARTS GUIDE


## X354 with 42 inch Accel Deep™ Deck



**MOWER BLADES**  
[UC22008](#)  
[GX25668](#) (BAGGING)



**V-BELT**  
[M174994](#) (LGTH = 3678 mm,  
WIDTH = 14.20 mm, TK = 11.4 mm)



**GAGE WHEEL**  
[GX10168](#)



**MOWER DECK LEVELLING GUAGE**  
[AM130907](#)

# REPLACEMENT PARTS GUIDE

## X354 with 42 inch Mulch Deck



### MOWER BLADES

[AM140973](#) (HIGH LIFT)


[AM140332](#) (LOW LIFT)



### V-BELT

[M169485](#) (LGTH = 1900 mm, TK = 11 mm,  
WIDTH = 11.4 mm)

[M174313](#) (LGTH = 2759 mm, TK = 16 mm,  
WIDTH = 13.5 mm)



### GAGE WHEEL

[M111489](#)



### MOWER DECK LEVELLING GUAGE

[AM130907](#)

# REPLACEMENT PARTS GUIDE

## X354 with 48 inch Accel Deep™ Deck

### MOWER BLADES

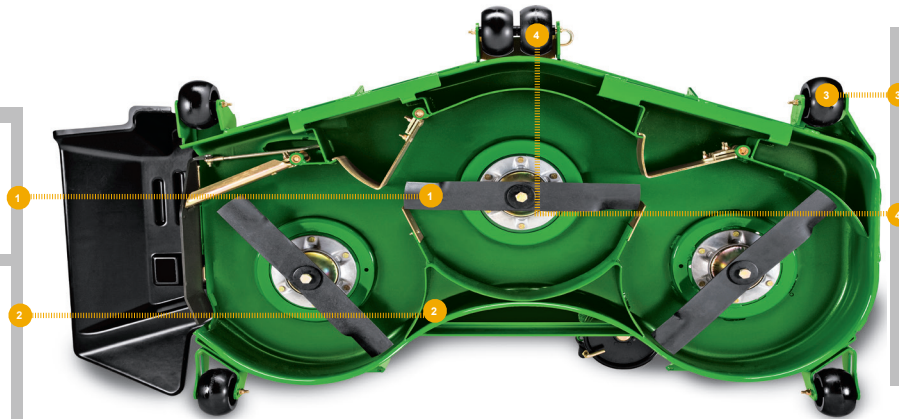
[UC22009](#)



### MOWER BELT

[M169485](#) (LGTH = 1900 mm, TK = 11 mm,  
WIDTH = 16.6 mm) (PRIMARY)

[M169500](#) (LGTH = 2629 mm, TK = 11 mm,  
WIDTH = 16.6 mm) (SECONDARY)



### GAGE WHEEL

[M111489](#)



### ROLLER

[M113955](#)



### MOWER DECK LEVELLING GUAGE

[AM130907](#)

