



# Service Inspection Checklist



D.S.C. order number: **DF2564**

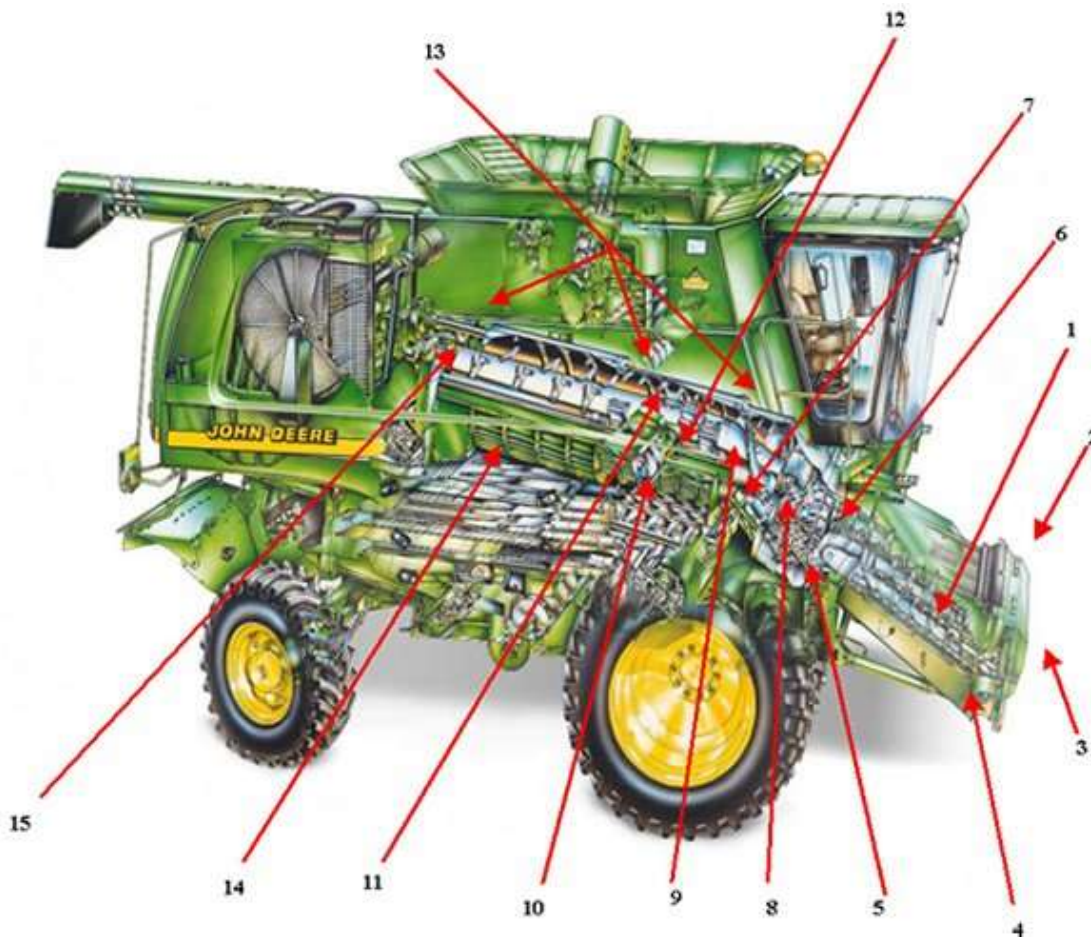
## STS Combine

Customer:  Date:

Address:

Phone:  Pin:  Hours:  Expires:

Model:



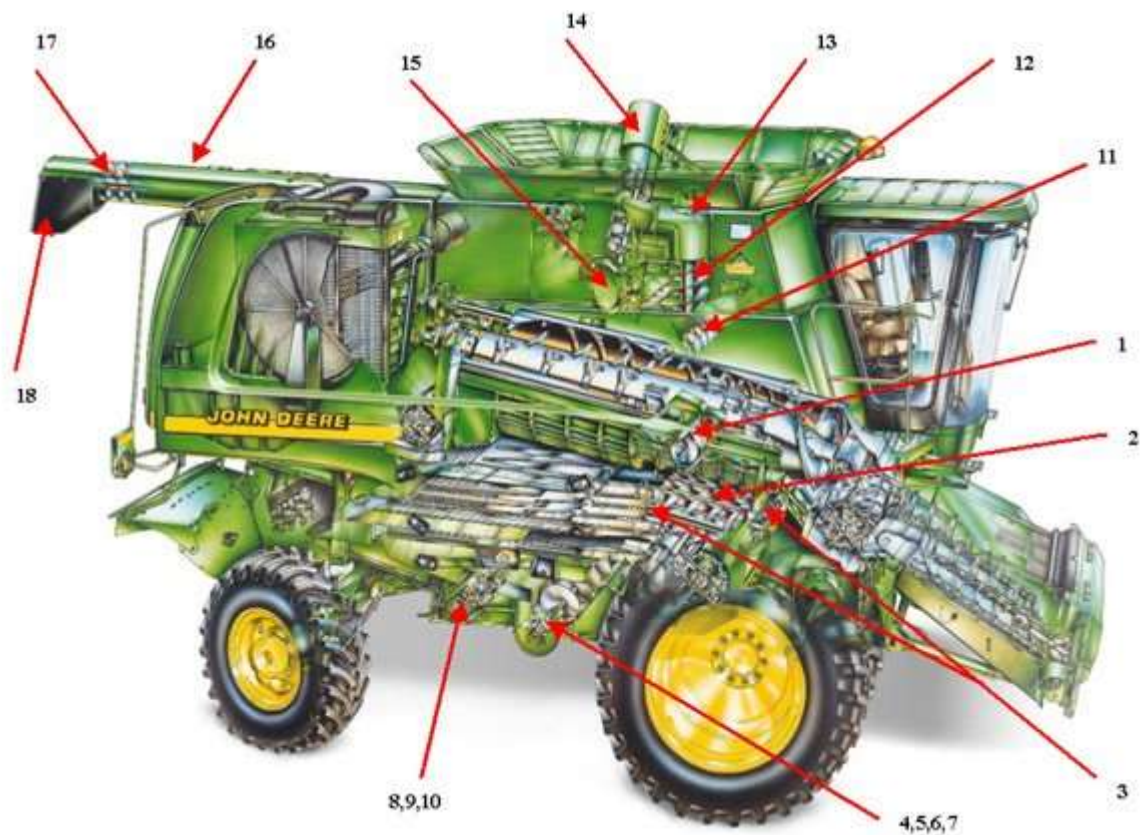
	CONDITION / ACTION		COMMENTS
1. Conveyor chain	Replace	OK	
2. Reverser gear case	Replace	OK	
3. Front drum	Replace	OK	
4. Feeder house drive chain	Replace	OK	
5. Feed plate	Replace	OK	

6. Top shaft & sprockets	Replace	OK	
7. Tri-flow feed ramp	Replace	OK	

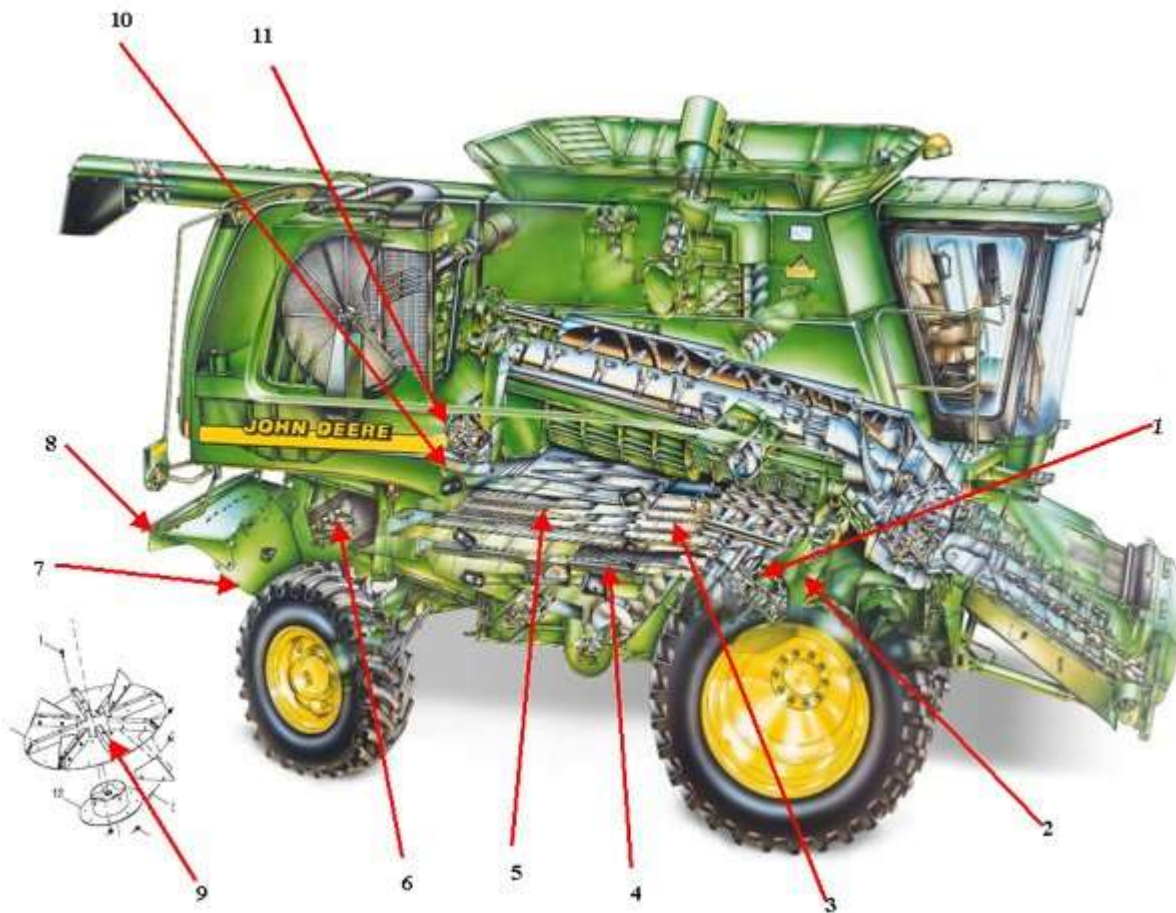
	CONDITION / ACTION		COMMENTS
8. F.A.S.T. wear strips	Replace	OK	
9. Separator feed flights	Replace	OK	
10. Concave (front, middle & rear)	Replace	OK	
11. Threshing elements	Replace	OK	
12. Concave Z-bar adjusting plate (Left hand side)	Replace	OK	
13. Top covers (feeding, threshing & separating)	Replace	OK	
14. Separator grates	Replace	OK	
15. Separator tines	Replace	OK	



These are key safety areas that should be inspected carefully.

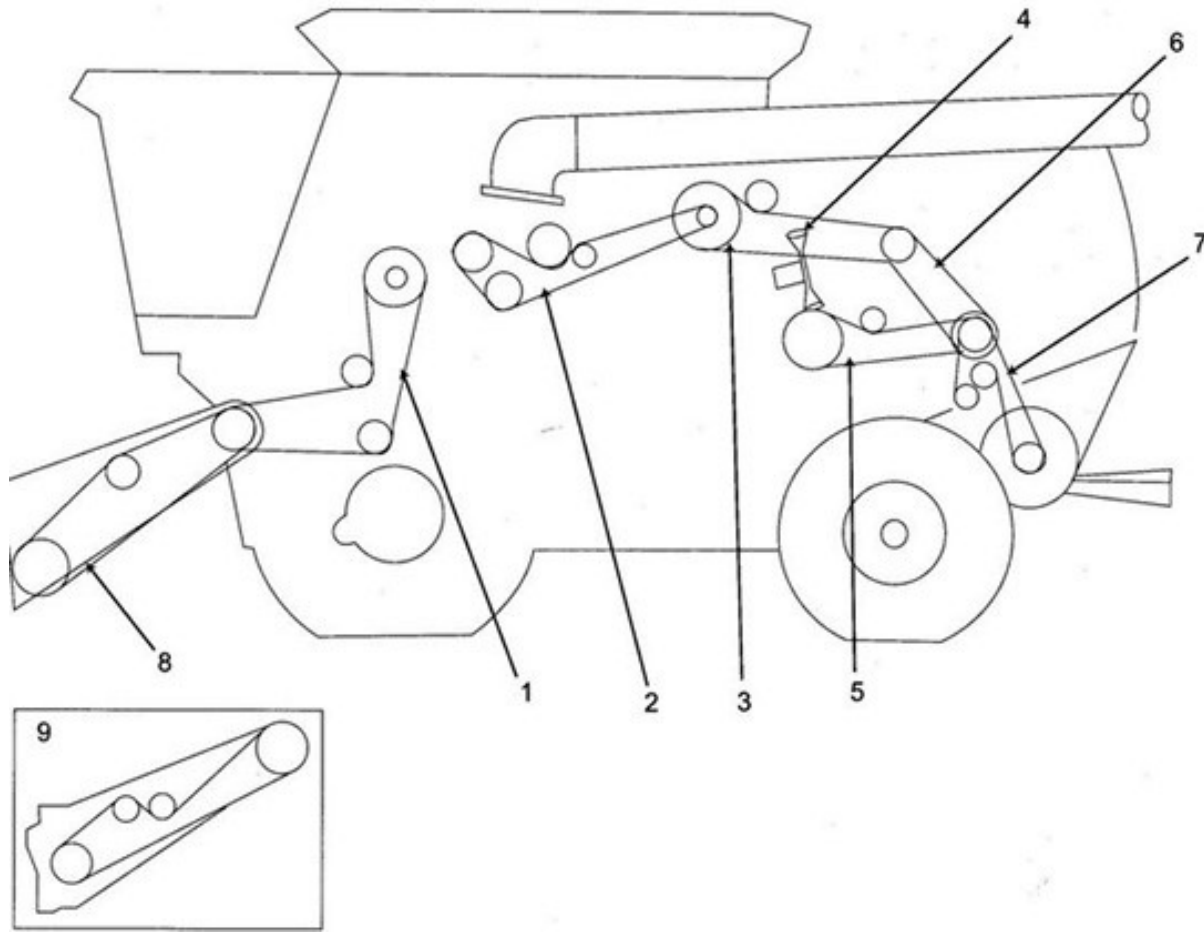


	CONDITION / ACTION		COMMENTS
1. Upper tailings elevator auger	Replace	OK	
2. Shoe grain supply augers	Replace	OK	
3. Shoe grain supply bearing & sprockets	Replace	OK	
4. clean grain auger & sprocket	Replace	OK	
5. Clean grain elevator chain	Replace	OK	
6. Clean grain lower auger door	Replace	OK	
7. Clean grain lower elevator housing	Replace	OK	
8. Tailing elevator chain	Replace	OK	
9. Lower tailing auger	Replace	OK	
10. Lower tailing auger trough	Replace	OK	
11. Grain tank cross auger	Replace	OK	
12. Vertical unloading auger	Replace	OK	
13. Unloading auger gearcase	Replace	OK	
14. Grain tank loading auger housing	Replace	OK	
15. Grain tank loading auger gear box	Replace	OK	
16. Horizontal outer unloading auger housing	Replace	OK	
17. Horizontal unloading auger	Replace	OK	
18. Auger discharge spout	Replace	OK	



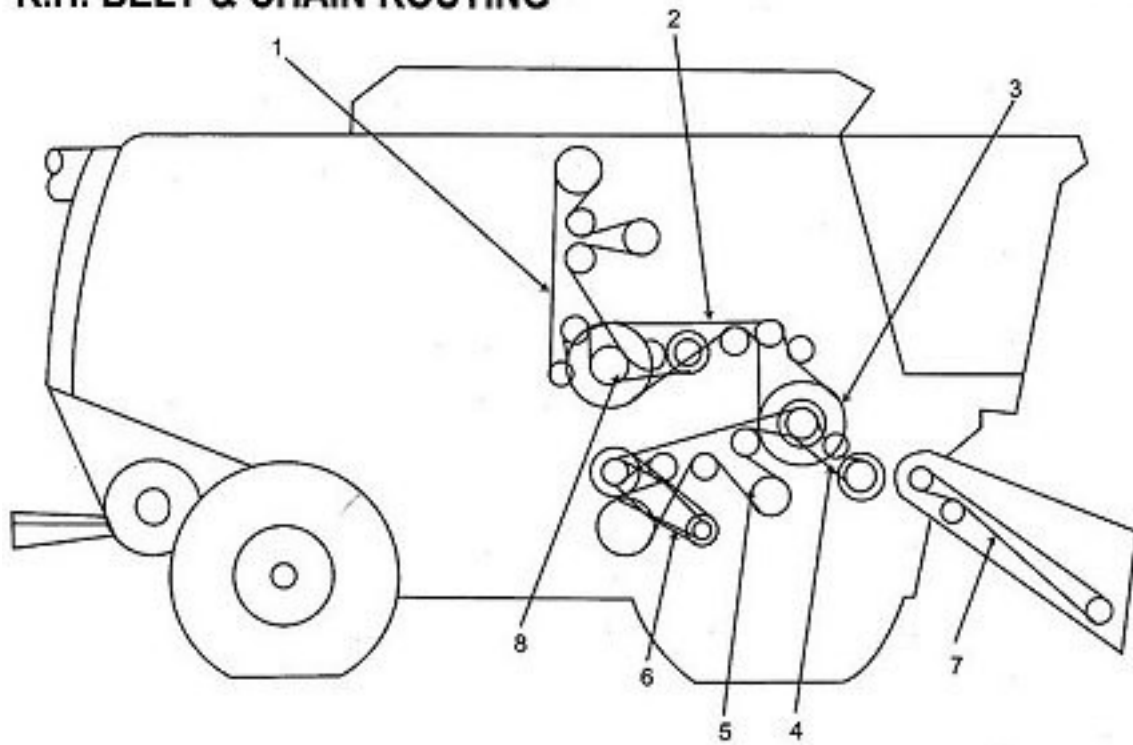
	CONDITION / ACTION		COMMENTS
1. Cleaning fan blades, bearings & sheaves	Replace	OK	
2. Cleaning fan housing	Replace	OK	
3. Front chaffer and frame	Replace	OK	
4. Sieve & sieve frame	Replace	OK	
5. Chaffer and chaffer frame	Replace	OK	
6. Straw chopper blades & knives ▲	Replace	OK	
7. Chopper bottom	Replace	OK	
8. Chopper deflector and vanes	Replace	OK	
9. Straw spreader	Replace	OK	
10. Discharge beater grate	Replace	OK	
11. Discharge beater wing replacement	Replace	OK	

## L.H. BELT & CHAIN ROUTING



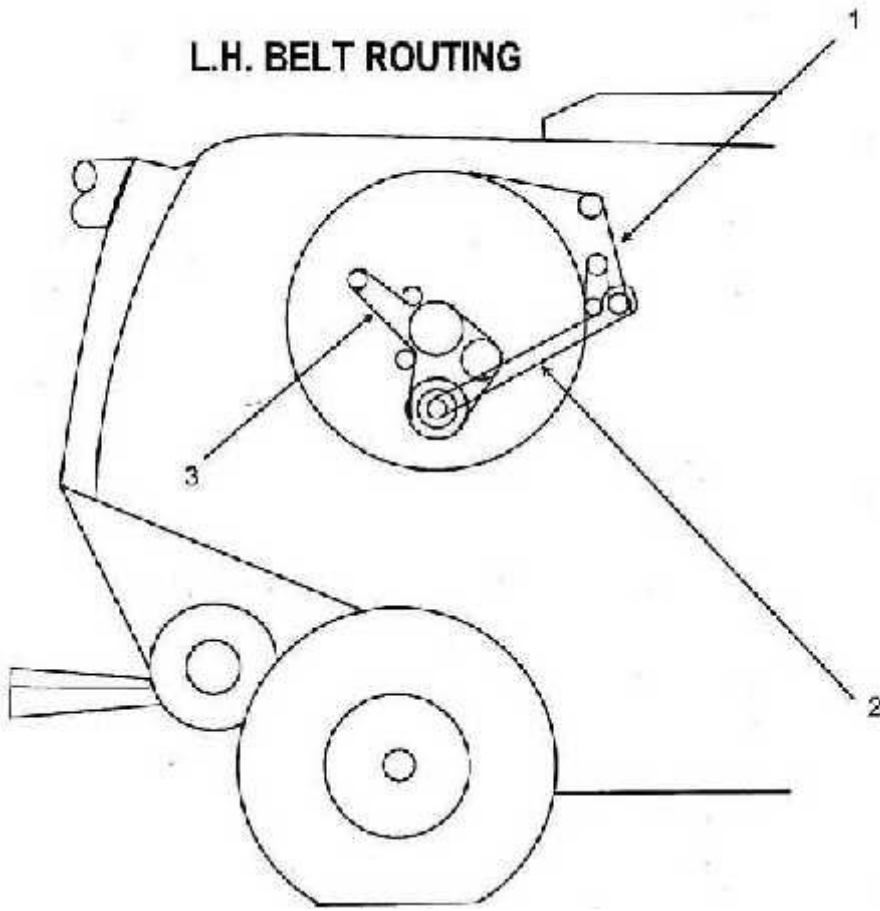
	CONDITION / ACTION		COMMENTS
1. Header and reel pump belt	Replace	OK	
2. Unloading auger drive chain	Replace	OK	
3. Unloading auger belt	Replace	OK	
4. STS variable drive belt	Replace	OK	
5. Discharge beater belt	Replace	OK	
6. Countershaft, discharge beater & chopper belt	Replace	OK	
7. Straw chopper belt	Replace	OK	
8. Variable drive feederhouse belt	Replace	OK	
9. Fixed speed feederhouse belt	Replace	OK	

## R.H. BELT & CHAIN ROUTING



	CONDITION / ACTION		COMMENTS
1. Clean grain elevator belt	Replace	OK	
2. Right Hand jackshaft (rear) belt	Replace	OK	
3. Right Hand jackshaft (front) belt	Replace	OK	
4. Feed accelerator belt	Replace	OK	
5. Shoe fan and conveyor auger belt	Replace	OK	
6. Cleaning fan belt	Replace	OK	
7. Feederhouse drive chain	Replace	OK	
8. Tailing auger and elevator belt	Replace	OK	

# L.H. BELT ROUTING



	CONDITION / ACTION		COMMENTS
1. Rotary screen drive belt	Replace	OK	
2. Rotary engine drive belt	Replace	OK	
3. Alternator & AC compressor drive belt	Replace	OK	

## OTHER AREAS TO INSPECT TO MAXIMIZE STS COMBINE PERFORMANCE:

1. All safety shields ▲	
<b>A. Decals</b> ▲	
<b>B. SMV</b> ▲	
<b>C. Warning lights</b> ▲	
2. A/C system (refrigerant charge, cab filter, and ball)	
3. Check engine oil with OILSCAN (oil/filter change)	
4. Engine fluid leaks (oil, coolant, fuel)	
5. Radiator cooling system with coolscan, (flush and replace)	
6. Hydraulic / Hydrostatic system (reservoir, leaks, hoses, oil change)	
7. Alternator (output, belt)	
8. Batteries (cables, connections)	
9. Water pump	
10. Power steering system (hoses/valves/cylinders) ▲	
11. Rotary screen (vacuum duct/trash knives, belt)	
12. Air intake system (turbo, filter, leaks, clamps)	
13. Rotor gearcase (change oil)	
14. Reverser gearcase (change oil)	
15. Transmission (oil change, check drive shaft couplers)	
16. Fuel filters (replace) water separator bowl (clean)	
17. Final drives (oil change)	
18. Power rear wheel drive	
19. Brake system reservoir (fluid level) ▲	
20. Electro-magnetic clutch (engage/disengage) ▲	
21. Straw chopper (balance/replace knives and blades) ▲	
22. All cab gauges/monitors/filters/fan/lights	
23. Seat switch ▲	
24. Parking brake ▲	
25. Neutral start operation ▲	
26. Lube entire machine (refer to OEM)	
27. Loading auger grain tank gearcase (oil level)	

Last modified: 02Aug04.