

REPLACEMENT PARTS GUIDE

953MH Tracked Harvester (PIN: 1T0953MH__408746—)



PRIMARY ENGINE AIR FILTER ELEMENT

[AH148880](#)

Interval (hrs) - As Required.



SECONDARY ENGINE AIR FILTER ELEMENT

[RE63932](#)

Interval (hrs) - As Required.



HYDRAULIC OIL RETURN FILTER

[F061786](#)

Interval (hrs) - 2000.



HYDRAULIC OIL BREATHER FILTER

[F122930](#)

Interval (hrs) - 2000.



FUEL PREFILTER ELEMENT (IF EQUIPPED)

[AN278127](#)

Interval (hrs) - 500.



AUXILIARY FUEL FILTER ELEMENT (IF EQUIPPED)

[AT387534](#)

Interval (hrs) - 500.



CAB FRESH AIR FILTER

[AT191102](#)

Interval (hrs) - As Required.



FUEL TANK BREATHER

[H216169](#)

Interval (hrs) - 2000.



FUEL CAP BREATHER ELEMENT

[T231314](#)

Interval (hrs) - 2000.



ENGINE OIL FILTER ELEMENT

[RE509672](#)

Interval (hrs) - 500.



PRIMARY AND FINAL FUEL FILTER ELEMENT (KIT)

[RE525523](#)

Interval (hrs) - 500.



ENGINE ROCKER ARM COVER GASKET

[R527884](#)

Interval (hrs) - 2000.



ENGINE CRANKSHAFT DAMPER

[RE57604](#)

Interval (hrs) - 4000.











CAB RECIRCULATION FILTER

[AT307501](#)

Interval (hrs) - As Required.

OILS AND CAPACITIES INFORMATION

953MH Tracked Harvester (PIN: 1T0953MH___408746—)

Part Description	Part Number	Qty or capacity	Change Interval In Hours
John Deere Plus-50™ II Engine Oil ³ 	TY26669	31.0 L (8.2 gal)	500
Idler Oil ³ 	TY26372	As Required	100
U7 Track Drive Planetary Oil ³ (each) 	TY26372	9.0 L (2.4 gal)	1000
U7L Track Drive Planetary Oil ³ (each) 	TY26372	10 L (2.6 gal)	1000
API GL-5 Swing Drive Gear Case Oil ³ (each) 	TY26372	4.5 L (1.2 gal)	1000
John Deere Hydrau™ XR Hydraulic Enclosure Door Pump Oil ³ 	TY27318	4.1 L (1.1 gal)	2000
John Deere Hydrau™ Hydraulic Oil ³ 	TY27367	193.0 L (51.0 gal)	2000
Cool-Gard™ II Pre-Mix 	TY26575	41.9 L (11.1 gal)	6000

OILS AND CAPACITIES INFORMATION

953MH Tracked Harvester (PIN: 1T0953MH___408746—)

Part Description	Part Number	Qty or capacity	Change Interval In Hours
Fluid Analysis Test Kits⁴			
Engine Oil	AT346594	1	250
Hydraulic Oil	AT346594	1	500
Diesel Fuel	TY27329	1	500
Track Drive Planetary Oil	AT346594	2	500
Swing Drive Gear Case Oil	AT346594	2	500
Enclosure Door Pump Oil	AT346594	1	500
Engine Coolant	TY27787	1	500
<p>³ See operator's manual for recommended oil type and oil viscosities based on operating temperatures.</p> <p>⁴ Based on fluid analysis results, intervals may need to be adjusted for your operating conditions. Consult your local John Deere dealer.</p>			

Plus-50 is a trademark of Deere & Company
Hydrau is a trademark of Deere & Company
Hy-Gard is a trademark of Deere & Company
Cool-Gard is a trademark of Deere & Company

Service Intervals

As Required	
<input type="checkbox"/> Inspect serpentine belt	<input type="checkbox"/> Lubricate toolbox door hinges (if equipped)
<input type="checkbox"/> Check and clean cooling system and condenser fins	<input type="checkbox"/> Lubricate door hinges
<input type="checkbox"/> Replace engine air filter elements	<input type="checkbox"/> Replace cab fresh air and cab recirculation filters
<input type="checkbox"/> Clean and tighten battery terminals	
Every 10 Hours or Daily	
<input type="checkbox"/> Lubricate leveler pivot joints and cylinders (if equipped)	<input type="checkbox"/> Lubricate crank and link (903M, 953M, and 959M only)
<input type="checkbox"/> Check fire suppression system (if equipped)	<input type="checkbox"/> Lubricate swing drive pinion and bearing
<input type="checkbox"/> Check swing drive gear case oil level	<input type="checkbox"/> Check and drain primary fuel filter and water separator
<input type="checkbox"/> Check hydraulic oil level	<input type="checkbox"/> Check and drain final fuel filter
<input type="checkbox"/> Check engine oil level	<input type="checkbox"/> Check and drain auxiliary fuel filter and water separator (if equipped)
<input type="checkbox"/> Check engine coolant level	<input type="checkbox"/> Inspect fire extinguisher
<input type="checkbox"/> Lubricate boom joints and cylinder ends	<input type="checkbox"/> Inspect chain shot guard (953MH and 959MH only)
<input type="checkbox"/> Check and adjust track sag	
Initial Service—100 Hours	
<input type="checkbox"/> Check track shoe cap screw torque	
Every 100 Hours	
<input type="checkbox"/> Lubricate swing drive gear case bearing	<input type="checkbox"/> Check idler oil level
Initial Service—250 Hours	
<input type="checkbox"/> Drain and refill swing drive gear case oil	<input type="checkbox"/> Check lower roller mounting cap screw torque
<input type="checkbox"/> Drain and refill track drive planetary oil	
Every 250 Hours	
<input type="checkbox"/> Check track drive planetary oil level	<input type="checkbox"/> Check skylight latch tension
<input type="checkbox"/> Check rear window alternative exit latches and retainer knobs	<input type="checkbox"/> Take engine oil sample
<input type="checkbox"/> Check track shoe cap screw torque	
Every 500 Hours	
<input type="checkbox"/> Replace fuel prefilter (if equipped)	<input type="checkbox"/> Check enclosure door pump oil level
<input type="checkbox"/> Replace primary fuel filter and water separator	<input type="checkbox"/> Drain water and sediment from fuel tank
<input type="checkbox"/> Replace final fuel filter	<input type="checkbox"/> Take engine coolant sample
<input type="checkbox"/> Replace auxiliary fuel filter and water separator (if equipped)	<input type="checkbox"/> Take diesel fuel sample
<input type="checkbox"/> Drain and refill engine oil and replace filter	<input type="checkbox"/> Take hydraulic oil sample
<input type="checkbox"/> Check battery terminals and electrolyte level (if applicable)	<input type="checkbox"/> Take track drive planetary oil sample
<input type="checkbox"/> Check air intake hoses	<input type="checkbox"/> Take swing drive gear case oil sample
<input type="checkbox"/> Take enclosure door pump oil sample	
Every 1000 Hours	
<input type="checkbox"/> Drain and refill swing drive gear case oil	<input type="checkbox"/> Drain and refill track drive planetary oil
<input type="checkbox"/> Check coolant condition	

Service Intervals

Every 2000 Hours	
<input type="checkbox"/> Replace hydraulic oil breather filter	<input type="checkbox"/> Drain and refill enclosure door pump oil
<input type="checkbox"/> Drain and refill hydraulic oil	<input type="checkbox"/> Replace fuel cap breather element
<input type="checkbox"/> Replace hydraulic oil return filters	<input type="checkbox"/> Replace fuel tank breather
<input type="checkbox"/> Check and adjust engine valve lash	
Every 4000 Hours	
<input type="checkbox"/> Replace engine crankshaft damper	
Every 6000 Hours	
<input type="checkbox"/> Drain and refill engine coolant	